
EDGE CELL SERIES




Grey Lamella

Suitable for aluminium and plastics.
Direction: clockwise or counter-clockwise.
Ø 250 mm - P80



Brown Lamella

Suitable for steel.
Direction: clockwise or counter-clockwise.
Ø 250 mm - P80




Blue Lamella

Suitable for stainless steel.
Direction: clockwise or counter-clockwise.
Ø 250 mm - P80



Deslagging TopBrush

Suitable for the removal of stubborn slag residues.
Direction: neutral.
Ø 250 mm




Oxide TopBrush

Optimal oxide removal and clearing cutting edges.
Direction: clockwise or counter-clockwise.
Ø 250 mm



TopBrush King

Suitable for heavy duty work.
Direction: clockwise or counter-clockwise.
Ø 250 mm - P80




3D FlapBrush

Suitable for workpieces with a large relief difference.
Direction: clockwise or counter-clockwise.
Ø 250 mm - P80



Velcro Disc holder

Suitable for mounting any grinding pads.
Direction: neutral.
Ø 260 mm



Grinding Pads P100

Fitted with velcro-backing.
Price per 100 pieces.
Ø 260 mm